




**Miniature  
P.C.B Relay**

Part No.  
**NRP-12**



- 10A 240Vac Slim relay
- Compact dimension
- UL/C-UL recognized
- Sealed type available

**CONTACT**

Arrangement	1A / 1C
Contact Material	Silver Alloy
Contact Resistive (At 6VDC 1A)	≤ 100 mΩ
Rating	NO: 10A / 240VAC 30VDC
Resistive load (cosφ=1)	NC: 5A / 240VAC 30VDC
Max. Switching Voltage	250VAC 30VDC
Max. Switching Current	10A
Max. Switching Power	2500VA / 300W
Expected life	
Mechanical	1×10 <sup>6</sup> Min (at 300ops/Min)
Electrical	1×10 <sup>5</sup> Min. (at 30ops/Min)

**CHARACTERISTICS**

Operate Time	20 ms. Max.
Release Time	10 ms. Max.
Initial breakdown voltage	
Between Coil & Contact	5000VAC (50/60Hz)for 1 min.
Between Open Contacts	1000VAC (50/60Hz)for 1 min.
Insulation Resistance	Min.100MΩ (500 VDC)
Shock:	
Endurance	10G 11ms
Damage	100G 6ms
Vibration	
Endurance	10 to 55 Hz , 1.5mm D.A.
Damage	10 to 55 Hz , 1.5mm D.A.
Humidity	40%~85%RH
Ambient temperature	-45 to +85°C
Unit weight	≤ 14g

**ORDERING INFORMATION**

e.g

**NRP - 12 - C - 12D - H**

①                      ②                      ③                      ④                      ⑤

① Series: Miniature p.c.b Relay

② Part No.

③ Contact Form:

C=1C/O; A = N/O; B= N/C

④ Coil Voltage: 12D= 12Vdc 24D= 24Vdc

⑤ Nil= 0.72W coil power

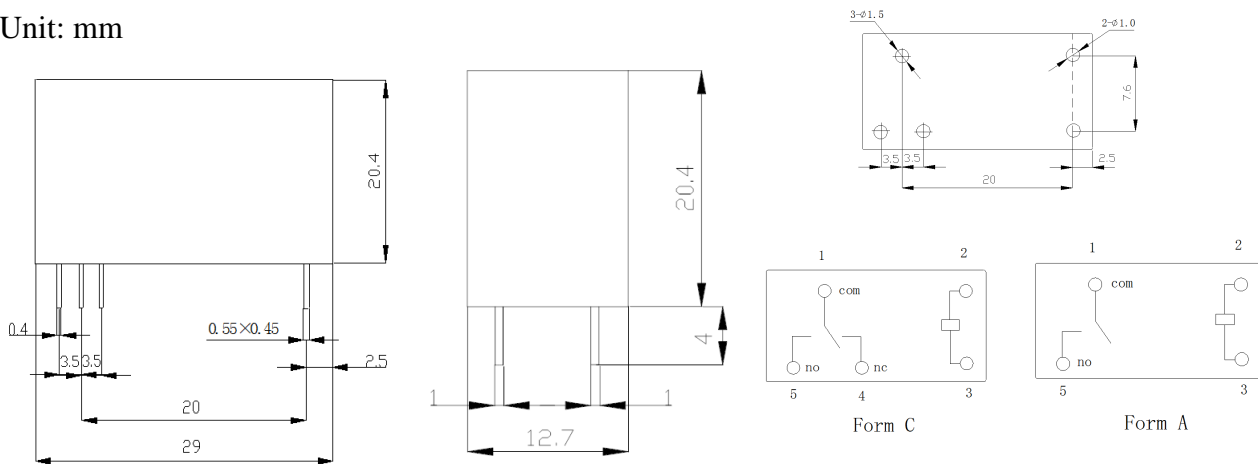
H= 0.54W coil power

**COIL DATA (at 20°C)**

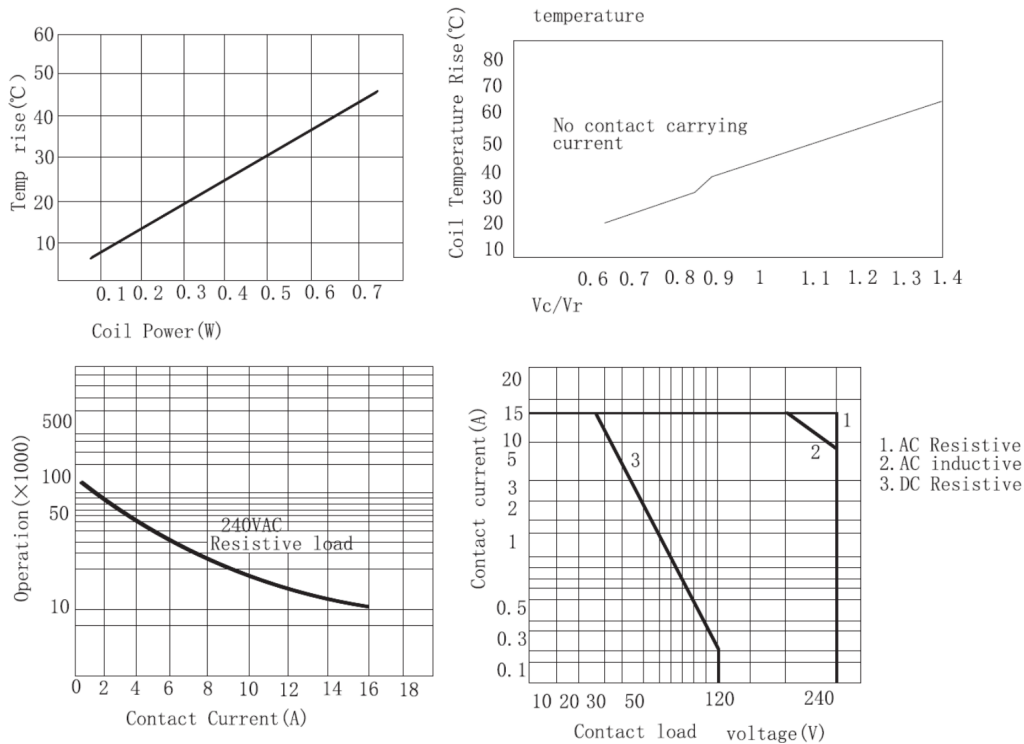
Nominal Voltage (VDC)	Pick-up Voltage VDC(Max)	Drop-out Voltage VDC(Min)	Coil Resistance ( $\Omega$ ) $\pm$ 10%		Nominal operating Power (W)	Max.Allowable Voltage
			High Sensitive 0.54W	Standard 0.72W		
3	2.40	0.15	16.7	12.5	0.54 / 0.72	130% of nominal Voltage
5	4.00	0.25	46	35		
6	4.80	0.30	67	50		
9	7.20	0.45	150	113		
12	9.60	0.60	267	200		
24	19.20	1.20	1067	800		
48	38.40	2.40	4267	3200		

**DIMENSIONS**

Unit: mm



**Reference Data 性能曲线图**



**Disclaimer:**

The specifications in this datasheet are for reference only and subject to change without notice. No chance for us to evaluate all the specifications and technical parameters for each possible application. The users will take the responsibility to choose the correct products for their own applications. While if any technical support is needed, please contact NCR team for assistance.